

IES Photometric Report 2inspire 200

Chroma-Q_2inspire_200_NoDiffuser_4800K_CeilingMount.IES



Generated: 5/4/2026 2:10:01 PM

Generated: 5/4/2026 2:10:01 PM

Fixture Information

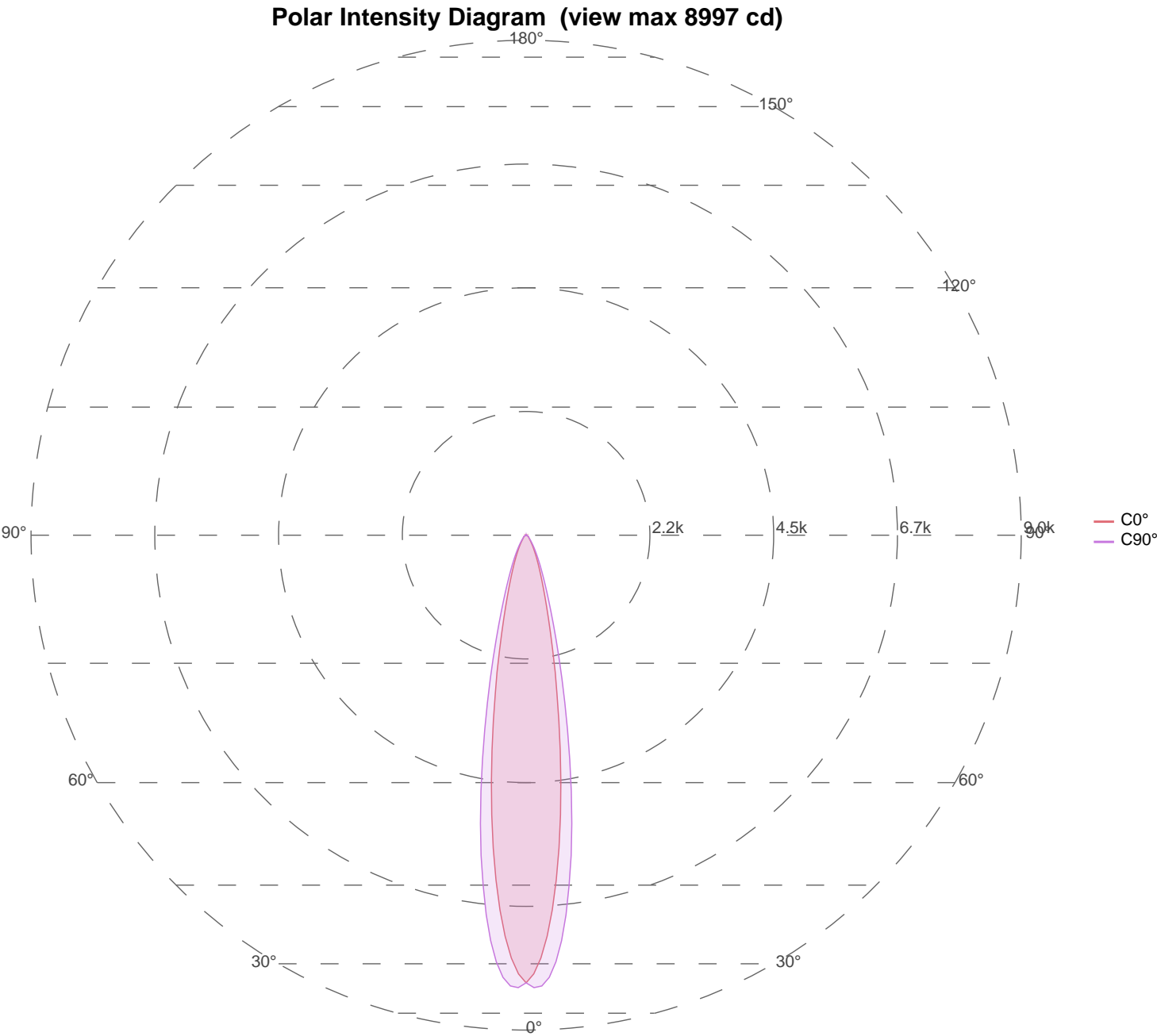
| | | | |
|----------------|--|-------------------|-------------------------|
| Manufacturer | Chroma-Q | Max Candela | 8299.5 cd |
| Luminaire | LED Projector Luminaire at 4800K setting | Est. Total Lumens | 1530 lm |
| Lamp | LEDs | Beam Angle (50%) | 17.3° |
| Format | IESNA:LM-63-2002 | Field Angle (10%) | 39.1° |
| Wattage | 33.8 W | Phot. Type | Type C (Vertical) |
| Lumens/Lamp | 1534 lm | Units | Meters |
| Num Lamps | 1 | W x L x H | -0.120 x -0.120 x 0.000 |
| Ballast Factor | 1.000 | | |

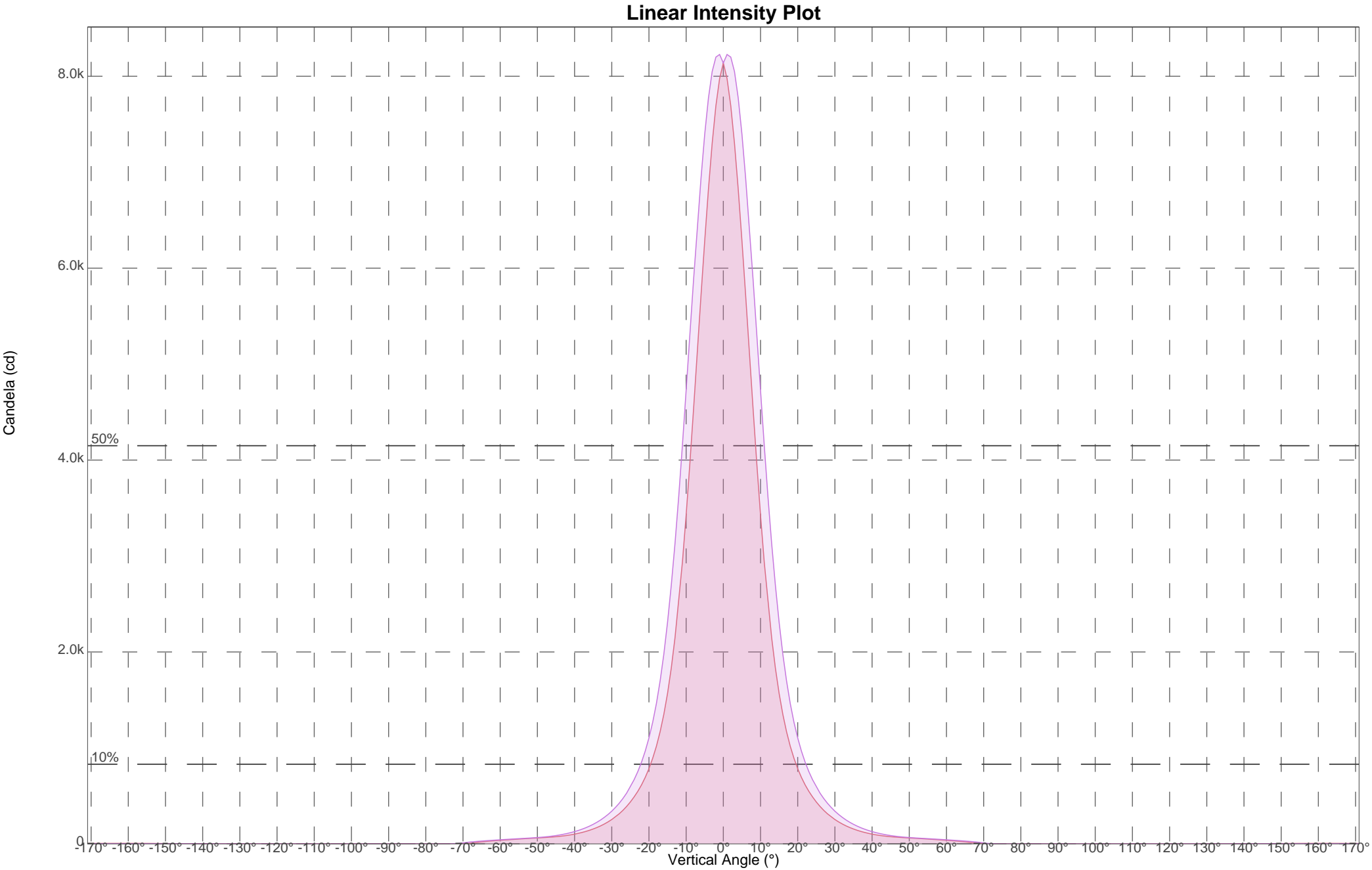
Photometric Data

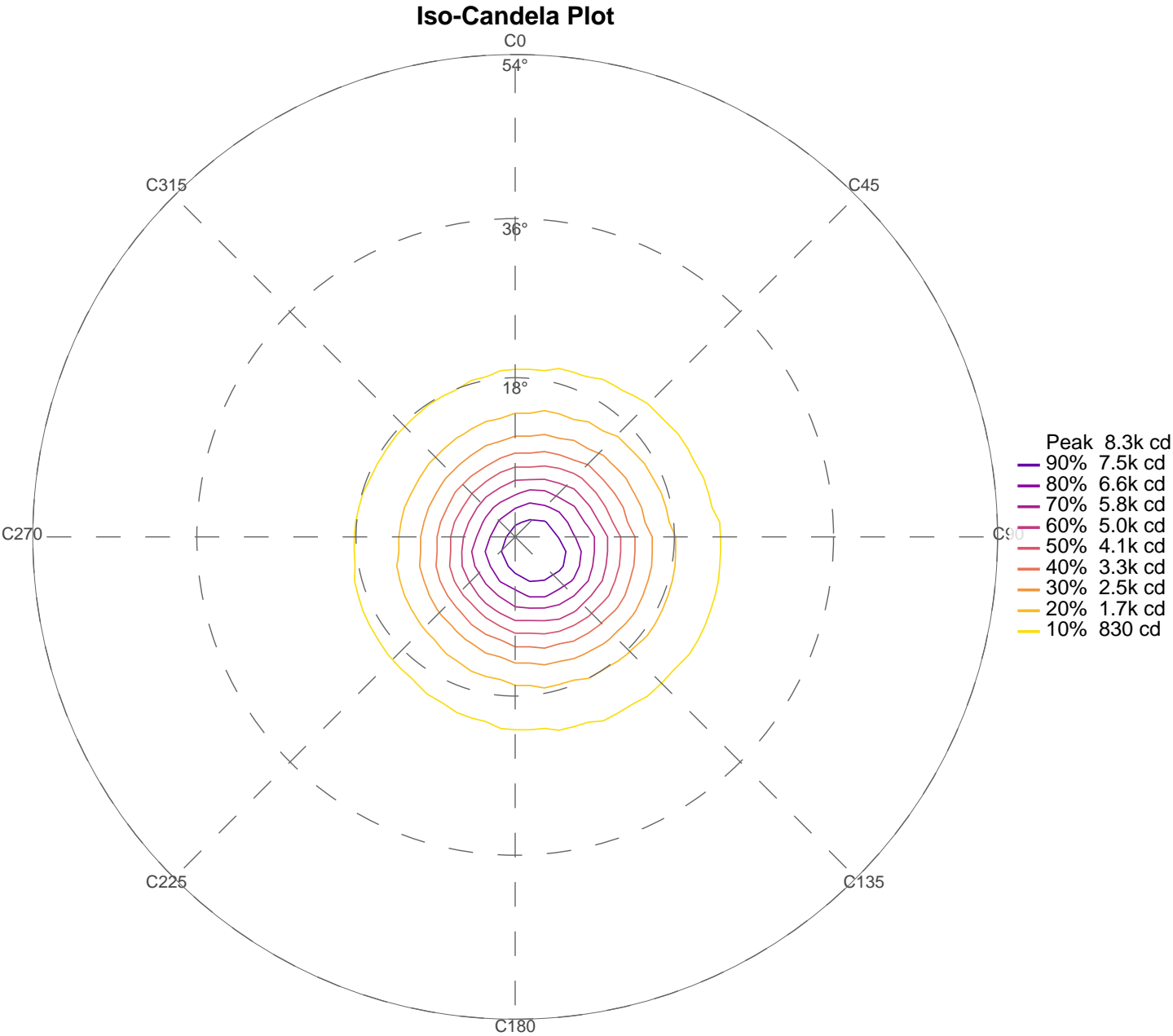
| | |
|----------|-----------------|
| V Angles | 181 (0° – 180°) |
| H Angles | 25 (0° – 360°) |

IES Keywords

| | |
|-----------------------|--|
| [TEST] | EV-2002 |
| [TESTLAB] | Spectrum mfg |
| [TESTDATE] | 26-06-2025 |
| [MANUFAC] | Chroma-Q |
| [LUMCAT] | 2inspire-POE-200_NoDiffuser_CeilingMount (4800K) |
| [LUMINAIRE] | LED Projector Luminaire at 4800K setting |
| [LAMP] | LEDs |
| [BALLAST] | DC |
| [BALLASTCAT] | |
| [_VOLTAGE] | 68.7 |
| [_CURRENT] | 0.49 |
| [_WATTAGE] | 33.7 |
| [_PF] | 0.57 |
| [_THD] | 0.0 |
| [_LUMENS] | 1533.6 |
| [_EFFICACY] | 45.4 |
| [_STABILIZATION TIME] | 70 |





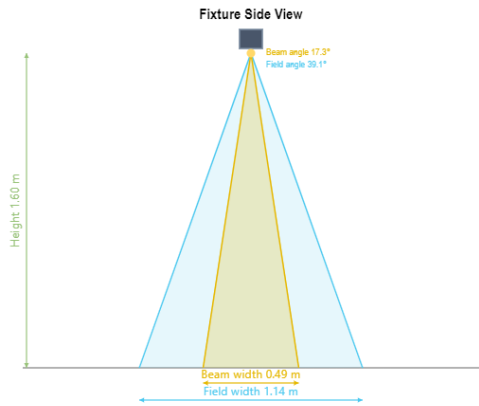


Settings

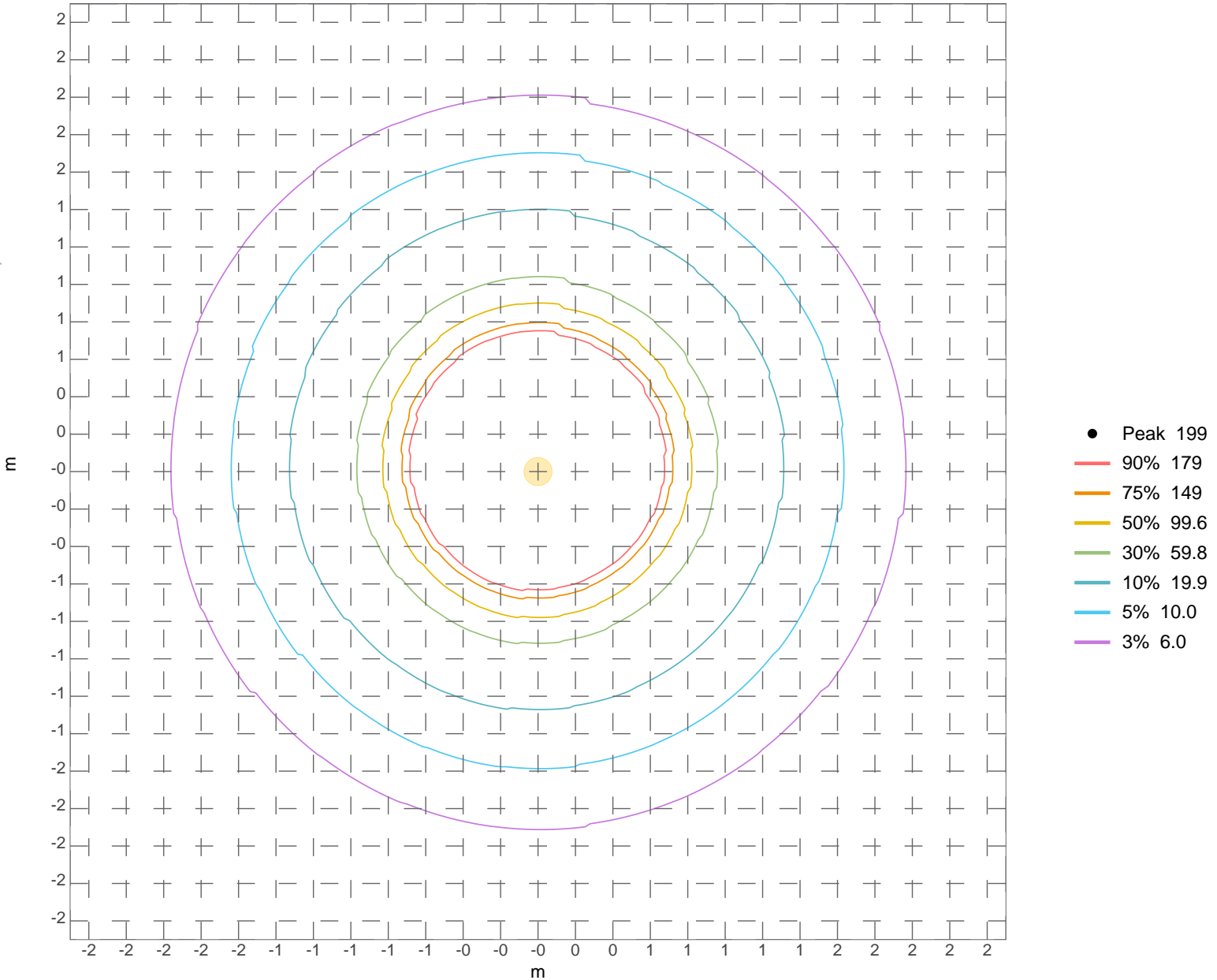
| | |
|---------------|---------------|
| Distance unit | Meters (m) |
| Light unit | Lux (lx) |
| Spread mode | Fixture count |
| C-Plane | All C-Planes |
| Output Height | 1.6 m |
| Floor X | 5.0 m |
| Floor Y | 5.0 m |
| Fixture grid | 1 x 1 (1) |
| Wall dist X | 0.30 m |
| Wall dist Y | 0.30 m |

Results

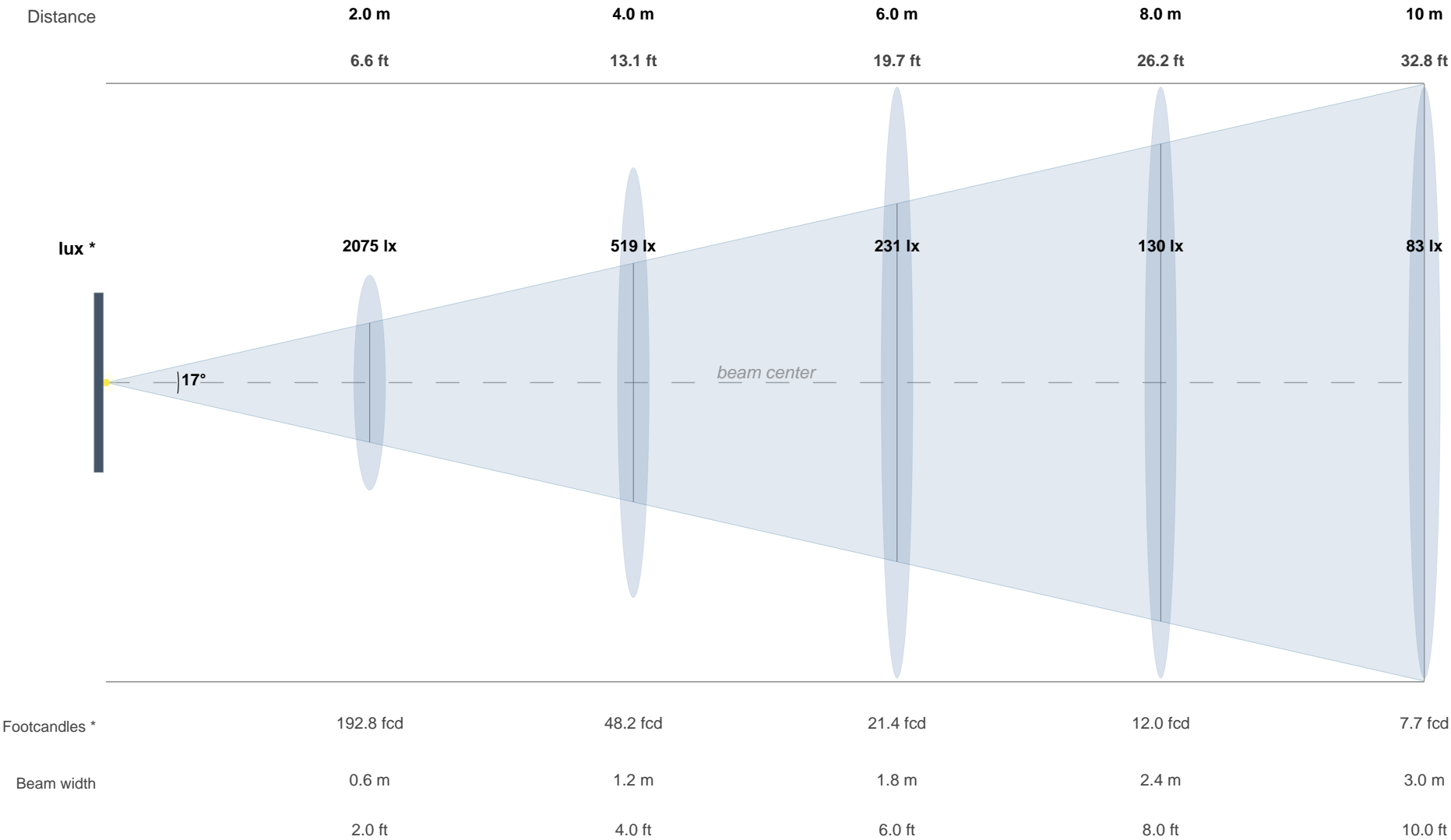
| | |
|-------------|---------------|
| Peak | 199.3 lx |
| Average | 22.3 lx |
| Min | 0.3 lx |
| Result grid | 6 x 6 @ 1.0 m |



Iso-Illuminance



Beam Intensity



* at beam centre